



Oculoplastics Product Catalog

www.fciworldwide.com



TABLE OF CONTENTS

EPIPHORA

PUNCTAL STENOSIS / DACRYOCYSTOPLASTY / INTUBATION SETS

5

DRY EYE

PUNCTAL PLUGS

23

EYELIDS

PTOSIS / EYELID WEIGHTS / EYELID PATCHES

27

ORBIT

ORBITAL IMPLANTS / SELF-INFLATING TISSUE EXPANDER / ACCESSORIES

37

OCULOPLASTICS INSTRUMENTS

FCI SAS is a world leader in the development of a wide range of ophthalmic surgical devices.

Since the company's inception in 1984, the innovative developments of FCI have helped physicians solve problems relating to retinal detachment, epiphora, dry eye, eyelids, and orbital surgery thanks to a wide range of innovative ophthalmic devices such as lacrimal balloon catheter, intubation sets without nasal retrieval, punctal plugs, eyelids and orbital implants.

FCI performs extensive research and development to provide physicians with outstanding products that enhance the efficiency and effectiveness of surgical procedures.

This line of product is FCI latest commitment to provide you high performance products in oculoplastic surgery.



THIS PUBLICATION IS NOT INTENDED FOR DISTRIBUTION IN THE USA.

TABLE OF CONTENTS

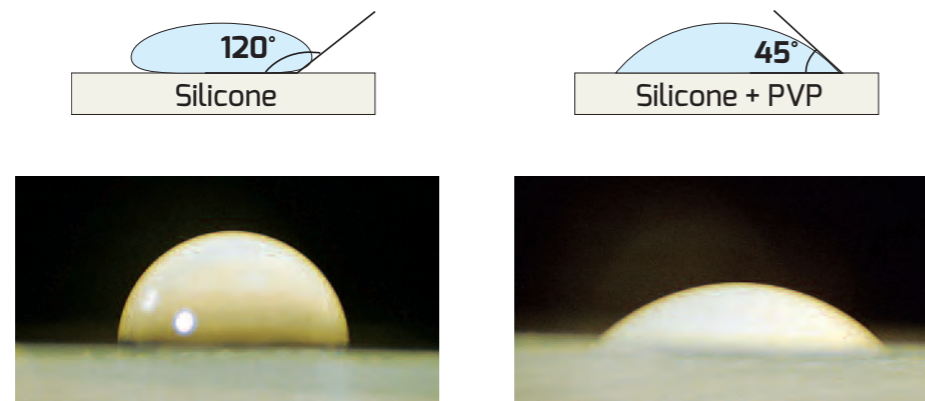
EPIPHORA

PUNCTAL STENOSIS	6
PVP perforated plugs	
DACRYOCYSTOPLASTY	7
Ophthacath®	
INTUBATION SETS	8
Monocanalicular intubation	
Mini-Monoka®	
Monocanalicular nasolacrimal intubations	9
Masterka®	
Self-threading Monoka®	
Monoka® of Fayet	
Monoka®	
Bicanalicular intubation	12
Autostable Intubation Set II	
Bicanalicular nasolacrimal intubations	13
FCI Nunchaku®	
Ritleng® lacrimal intubation	
Crawford probe	
Infant BIKA®	
Infant BIKA® II	
BIKA®	
FCI 2 probe	
BIKA® for DCR	
BIKA® 1.18	
LACORHINOSTOMY	18
PVP Metaireau tubes	
INSTRUMENTS	19
Single use	
Reusable	

POLYVINYLPIRROLIDONE (PVP)

PVP is an exclusive surface treatment applied to FCI lacrimal products to improve the hydrophilic properties of silicone.

The benefit of such a treatment is to enhance the efficiency of tear drainage and to limit the accumulation of debris at the surface of our silicone intubations and perforated plugs.




PUNCTAL STENOSIS

FCI PVP perforated plugs are used to treat excessive tearing due to partial occlusion of punctum and punctal stenosis. They act as a conformer by keeping the punctal opening dilated for several weeks, allowing tears to be drained through.


PVP Perforated Plugs

Designed by J.-A. Bernard, M.D.

- PVP coated medical grade silicone
- Slanted collarette for a perfect anatomical fit against the eyelid margin
- Exclusive polishing for a perfectly smooth surface
- 2 models available: standard & mini
- Preloaded on a disposable plug inserter to facilitate the insertion
- Sterile



		PACKAGING
S1.3511	Preloaded PVP perforated plug	Box of 1
S1.3512	Preloaded PVP perforated plug	Box of 2
S1.3521	Preloaded mini PVP perforated plug	Box of 1
S1.3522	Preloaded mini PVP perforated plug	Box of 2



DACRYOCYSTOPLASTY

Ophtacath®

Ophtacath® is a lacrimal duct balloon catheter kit indicated for the dilation of an obstructed nasolacrimal duct.

It consists of a semi-flexible stainless stylet covered by a tubing and finished by a Nylon Polyn® balloon.

The balloon catheter works with a disposable inflation system to dilate the obstructed nasolacrimal duct, which is a most efficient solution to treat rapidly and durably the symptoms of epiphora.

- Proven results
- Fast and efficient procedure
- Easy to insert & to remove
- Exclusive tapered tip
- Exclusive balloon design retains folding memory
- Exceptional resistance to burst pressure
- Highly precise inflation system
- Available in 2 diameters: 2 mm (infants) & 3 mm (adults)
- Unilateral or bilateral versions
- Includes disposable inflation device
- Sterile



		DIAMETER	PACKAGING
S1.4121	Ophtacath® Unilateral Kit	2 mm	Box of 1
S1.4122	Ophtacath® Bilateral Kit	2 mm	Box of 2
S1.4131	Ophtacath® Unilateral Kit	3 mm	Box of 1
S1.4132	Ophtacath® Bilateral Kit	3 mm	Box of 2

INTUBATION SETS

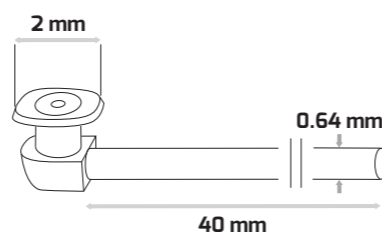
MONOCANALICULAR INTUBATION

Mini-Monoka®

Designed by B. Fayet, M.D. & J.-A. Bernard, M.D.

- Indicated for monocanalicular lacerations
- FCI exclusive design
- Gold standard for canalicular repair
- Requires 0.3 mm punctum plug dilator & plug inserter (S1.3090)
- Medical grade silicone – PVP option
- Sterile

		TUBE		PACKAGING
		DIAMETER	MATERIAL	
S1.1500	Mini Monoka®	0.64 mm	Silicone	Box of 3
S1.1520	Mini Monoka®	0.64 mm	Silicone + PVP	Box of 3



MONOCANALICULAR NASOLACRIMAL INTUBATIONS

Masterka®

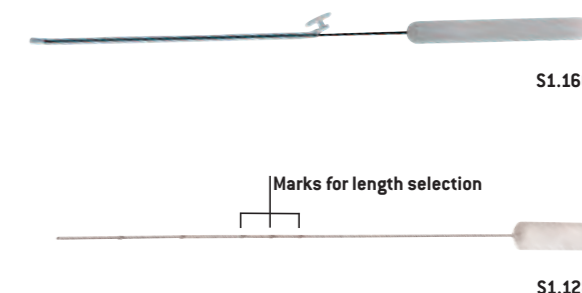
Masterka® is FCI latest innovation for treatment of congenital nasolacrimal duct obstruction resistant to probing.

Unlike the traditional “pulled” technique in which the stent is advanced through the nasolacrimal system and retrieved through the nose by pulling on the guide probe or thread, the Masterka® has no metallic probe or suture attached to it and, therefore, it is not pulled out of the nose.

Instead, the Masterka® is pushed into the nasolacrimal duct and anchored in place at the punctum by a plug-like fixation head.

- FCI exclusive design
- Easy to insert
- No nasal retrieval
- No knots
- No sutures
- Less traumatic
- Requires sizer (S1.1289) to select the length & 0.3 mm disposable punctum dilator and plug inserter (S1.3090)
- Available in 3 lengths: 30, 35 and 40 mm
- 3 mm plug collarette
- Medical grade silicone
- Sterile

		DIAMETER	LENGTH	PACKAGING
S1.1608	Masterka®	0.90 mm	30 mm	Box of 1
S1.1609	Masterka®	0.90 mm	35 mm	Box of 1
S1.1610	Masterka®	0.90 mm	40 mm	Box of 1



INTUBATION SETS

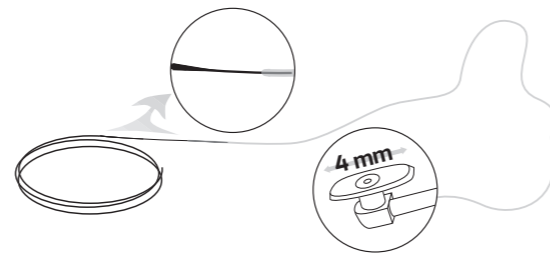
MONOCANALICULAR NASOLACRIMAL INTUBATIONS

FCI Monoka® intubation systems have been designed to effectively treat nasolacrimal duct obstructions and canalicular stenosis. The stents are securely anchored at the punctum by a plug-like fixation head.

Self-threading Monoka® (Ritleng® type)

Designed by B. Fayet, M.D. & J.-A. Bernard, M.D.

- FCI exclusive design
- Reduced trauma and procedure time
- 3 mm medium or 4 mm wide plug collarette
- PEEK (PolyEtherEtherKetone) black thread
- Requires 0.3 mm punctum plug dilator & plug inserter (S1.3090)
- To use with Ritleng® set of instruments (S1.1460, S1.1470, S1.1480)
- Medical grade silicone – PVP option
- Sterile

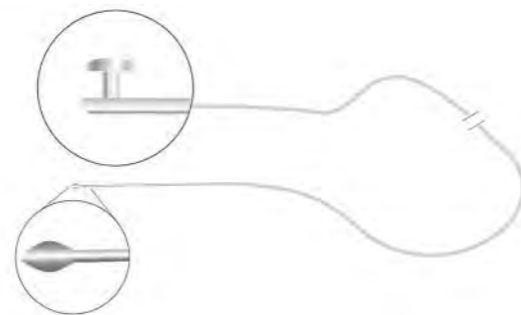


		COLLARETTE	TUBE DIAMETER	TUBE MATERIAL	PACKAGING
S1.1800	Self-threading Monoka®	Wide	0.64 mm	Silicone	Box of 3
S1.1810	Self-threading Monoka®	Medium	0.64 mm	Silicone	Box of 3
S1.1820	Self-threading Monoka®	Wide	0.64 mm	Silicone + PVP	Box of 3

Monoka® of Fayet (Crawford Guide)

Designed by B. Fayet, M.D. & J.-A. Bernard, M.D.

- FCI exclusive design
- 3 mm medium or 4 mm wide plug collarette
- Stainless steel probe with non-traumatic rounded olive tip
- Requires 0.3 mm punctum plug dilator & plug inserter (S1.3090)
- To use with the Crawford hook (S1.1275) for endonasal retrieval of the probe
- Medical grade silicone
- Sterile



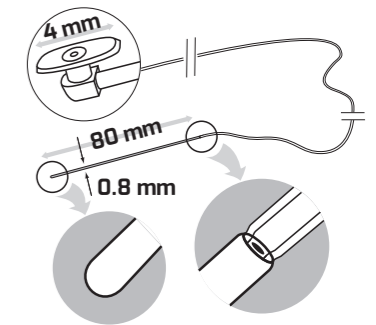
S1.1275

		COLLARETTE	TUBE DIAMETER	TUBE MATERIAL	PACKAGING
S1.1903	Monoka® of Fayet	Medium	0.64 mm	Silicone	Box of 3
S1.1913	Monoka® of Fayet	Wide	0.64 mm	Silicone	Box of 3

Monoka®

Designed by B. Fayet, M.D. & J.-A. Bernard, M.D.


- FCI exclusive design
- 3 mm medium or 4 mm wide plug collarette
- Non-traumatic metallic probe for adults (80 mm) and children (60 mm)
- Requires 0.3 mm punctum plug dilator & plug inserter (S1.3090)
- Medical grade silicone – PVP option
- Sterile



		COLLARETTE	TUBE DIAMETER	TUBE MATERIAL	PACKAGING
S1.1620	Monoka® for infant	Wide	0.64 mm	Silicone	Box of 3
S1.1630	Monoka®	Wide	0.64 mm	Silicone	Box of 3
S1.1660	Monoka®	Wide	0.64 mm	Silicone + PVP	Box of 3
S1.1710	Monoka®	Medium	0.64 mm	Silicone	Box of 3

Punctum dilator and plug inserter

- Necessary for the plug insertion of the Masterka®, Monoka®, Mini Monoka®, self-threading Monoka® & Monoka of Fayet® plugs



S1.3090

		Single use	PACKAGING
S1.3090	Punctum dilator and plug inserter		Box of 3


INTUBATION SETS

BICANALICULAR INTUBATION

Autostable Intubation Set II


The Autostable Intubation Set II is indicated to treat punctal stenosis and horizontal lacrimal duct obstruction. Thanks to the rigid guides inside the silicone tube, the placement of the Autostable Intubation Set II is straightforward, and can be done as an office procedure.

- FCI exclusive design
- Silicone wings at each end ensure the stability in the lacrimal sac
- Central mark to control tube placement
- Supplied with disposable dilator
- Available in 3 lengths: 25, 30 and 35 mm
- Requires sizer (S1.1289) to select the appropriate length
- Medical grade silicone
- Sterile



		LENGTH	DIAMETER	TUBE MATERIAL	PACKAGING
S1.1390	Autostable Intubation Set II	25 mm	0.64 mm	Silicone	Box of 1
S1.1391	Autostable Intubation Set II	30 mm	0.64 mm	Silicone	Box of 1
S1.1392	Autostable Intubation Set II	35 mm	0.64 mm	Silicone	Box of 1

Sizer for Autostable Intubation Set II



	Single use	PACKAGING
S1.1289	Sizer for Autostable Intubation Set II	Box of 5

BICANALICULAR NASOLACRIMAL INTUBATIONS

FCI Nunchaku®

FCI Nunchaku® is a pushed silicone self-retaining bicanalicular nasolacrimal intubation stent that acts like a conformer, allowing tears to be drained by capillarity.

The metallic guides are located inside the lumen, not as an extension of the stent as in conventional intubation sets. Therefore, no nasal retrieval is needed.

The stability is guaranteed by the design of the silicone tubes: no need to make knots and sutures in the nasal fossa.

- Indicated for canalicular pathologies, congenital lacrimal duct obstruction & dacryocystorhinostomy (DCR)
- FCI exclusive design
- No nasal retrieval
- No knot or suture needed
- Available in 2 lengths: 90 mm (infants) and 105 mm (adults)
- Medical grade silicone
- Sterile



		LENGTH	DIAMETER	TUBE MATERIAL	PACKAGING
S1.1361	FCI Nunchaku®	90 mm	1 mm	Silicone	Box of 1
S1.1371	FCI Nunchaku®	105 mm	1 mm	Silicone	Box of 1

INTUBATION SETS

BICANALICULAR NASOLACRIMAL INTUBATIONS

Ritleng® Lacrimal Intubation Set

Ritleng® intubation system consists of a silicone (or PVP) tube connected at each extremity to a Poly Ether Ether Ketone (PEEK) thread guide to reduce time and trauma in lacrimal duct intubation surgery.

The procedure involves inserting the hollow Ritleng® Probe into the nasolacrimal duct and feeding the thin PEEK thread through it.

The probe is then withdrawn, leaving the PEEK to pull the silicone tubing into place.

- FCI exclusive design
- Less traumatic for patients
- Easy retrieval from the nose
- Medical grade silicone - PVP option
- Sterile



S1.1460

		TUBE		PACKAGING
		DIAMETER	MATERIAL	
S1.1450	Ritleng® lacrimal intubation set	0.64 mm	Silicone	Box of 3
S1.1490	Ritleng® lacrimal intubation set	0.64 mm	Silicone + PVP	Box of 3

Ritleng® instruments

- To use with all Ritleng® intubations
- Stainless steel
- Non sterile

		PACKAGING
S1.1460	Ritleng® probe	Box of 1
S1.1470	Ritleng® endonasal forceps	Box of 1
S1.1480	Ritleng® hook	Box of 1



S1.1460



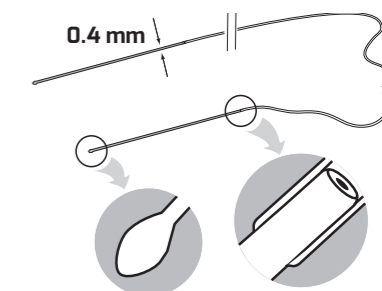
S1.1470



S1.1480

Crawford Intubation Set

- Stainless steel probe with non-traumatic rounded olive tip
- To use with the Crawford hook (S1.1275) for endonasal retrieval of the probe
- Medical grade silicone
- Sterile



		TUBE		PACKAGING
		DIAMETER	MATERIAL	
S1.1270	Crawford probe	0.64 mm	Silicone	Box of 3

Crawford hook

- Stainless steel
- Non sterile



S1.1275

		PACKAGING
S1.1275	Crawford hook	Box of 1

INTUBATION SETS

BICANALICULAR NASOLACRIMAL INTUBATIONS

FCI BIKA® intubation systems have been the first models designed for bicanalicular intubation, especially in case of congenital nasolacrimal duct obstruction and dacryocystorhinostomy (DCR).

The metallic probes are securely connected at the silicone tube for an easy and safe retrieval from the nose.

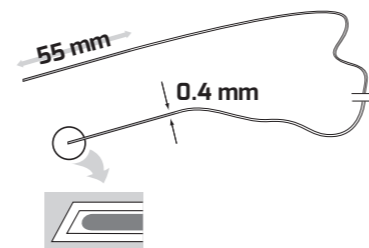
Designed by J.-A. Bernard, M.D.

- FCI exclusive design
- Strong connection between silicone tube and metallic probe
- Non-traumatic rounded tip
- Many different designs available

INFANT BIKA®

- 0.64 mm silicone tube / 55 mm long & 0.4 mm diameter metallic probe
- Probe embedded in silicone tube / Perfectly smooth junction
- Indicated for newborn
- Medical grade silicone
- Sterile

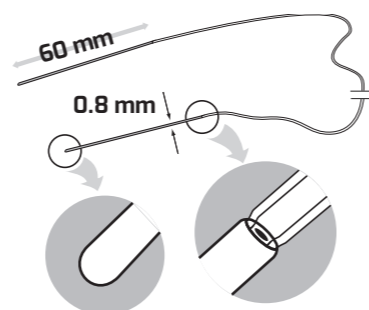
		LENGTH	DIAMETER	TUBE MATERIAL	PACKAGING
S1.1100	Infant Bika®	55 mm	0.64 mm	Silicone	Box of 3



INFANT BIKA® II

- 0.64 mm silicone tube / 60 mm long & 0.8 mm diameter metallic probe
- Indicated for infant
- Medical grade silicone – PVP option
- Sterile

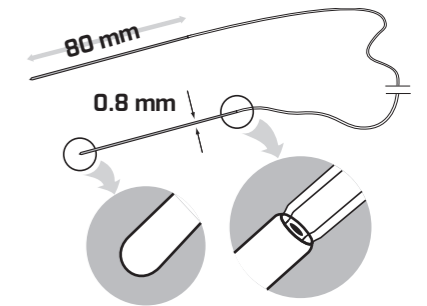
		LENGTH	DIAMETER	TUBE MATERIAL	PACKAGING
S1.1300	Infant Bika® II	60 mm	0.64 mm	Silicone	Box of 3
S1.1320	Infant Bika® II	60 mm	0.64 mm	Silicone + PVP	Box of 3



BIKA®

- 0.64 mm silicone tube / 80 mm long & 0.8 mm diameter metallic probe
- Indicated for adult
- Medical grade silicone - PVP option
- Sterile

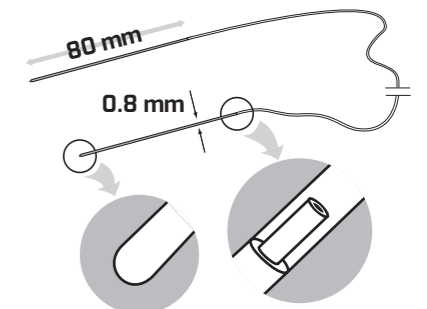
		LENGTH	DIAMETER	TUBE MATERIAL	PACKAGING
S1.1000	Bika®	80 mm	0.64 mm	Silicone	Box of 3
S1.1010	Bika®	80 mm	0.64 mm	Silicone + PVP	Box of 3



FCI 2 probe

- 0.64 mm silicone tube / 80 mm long & 0.8 mm diameter metallic probe
- Indicated for adult
- Medical grade silicone
- Sterile

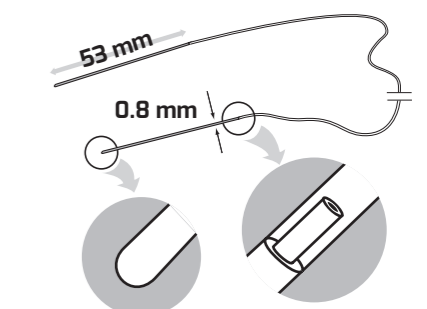
		LENGTH	DIAMETER	TUBE MATERIAL	PACKAGING
S1.1250	FCI 2 probe	80 mm	0.64 mm	Silicone	Box of 3



BIKA® for DCR

- 0.94 mm silicone tube / 53 mm long & 0.8 mm diameter metallic probe
- Indicated for dacryocystorhinostomy (DCR)
- Medical grade silicone
- Sterile

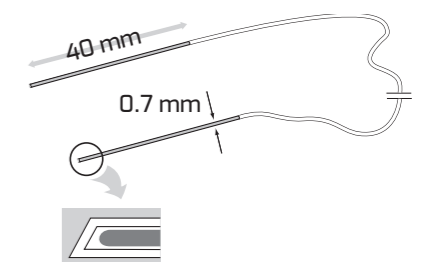
		LENGTH	DIAMETER	TUBE MATERIAL	PACKAGING
S1.1400	Bika® for DCR	53 mm	0.94 mm	Silicone	Box of 3



BIKA® 1.18

- 1.18 mm silicone tube / 40 mm long & 0.7 mm diameter metallic probe
- Indicated for failure of dacryocystorhinostomy (DCR)
- Medical grade silicone
- Sterile

		LENGTH	DIAMETER	TUBE MATERIAL	PACKAGING
S1.1281	Bika® 1.18	40 mm	1.18 mm	Silicone	Box of 1

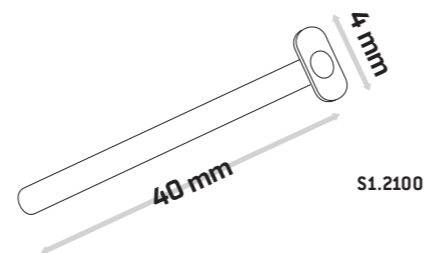


LACORHINOSTOMY

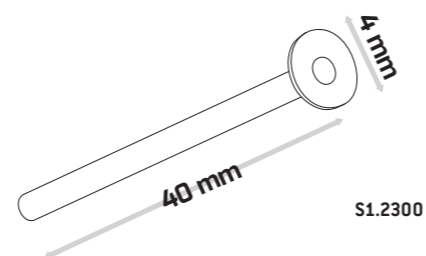
METAIREAU TUBES

- Indicated for irreversible canalicular epiphora
- Alternative to traditional Pyrex tubes
- Safe & comfortable for the patient
- Available in 2 collarette shapes: round (initial surgery) or oval (replacement)
- Medical grade PVP-coated silicone
- Sterile

		COLLARETTE	MATERIAL	PACKAGING
S1.2100	Metaireau tube	Oval	Silicone + PVP	Box of 1
S1.2300	Metaireau tube	Round	Silicone + PVP	Box of 1



S1.2100



S1.2300

INSTRUMENTS

SINGLE USE INSTRUMENTS

Lacrimal dilator

- Intermediate size between the fine dilator & the Sichel Wilder mid-sized dilator

		Single use	PACKAGING
S1.4015	Lacrimal dilator		Box of 5



S1.4015

Lacrimal probes

Designed by J.-A. Bernard, M.D.

- Equivalent to the Galezowski 00 probe

		Single use	PACKAGING
S1.4025	Lacrimal probe		Box of 5
S1.4030	Lacrimal probe with blunt tip		Box of 12



S1.4025



S1.4030

Irrigation cannulas

		Single use	PACKAGING
S1.4035	Lacrimal cannula with olive tip		Box of 5
M9278	Malet lacrimal cannula		Box of 10
S1.4050	Lacrimal cannula		Box of 12



S1.4035



M9278



S1.4050

Ocular shield

- To protect the eye during lacrimal or lid surgery
- Supplied with a latex suction cup for easy placement & removal
- Made of PMMA / Not for laser treatment

		Single use	PACKAGING
S6.2301	Ocular shield		Box of 1



S6.2301

INSTRUMENTS

REUSABLE INSTRUMENTS


Lacrimal dilators

	Reusable	PACKAGING
A8.4000	Sichel Wilder lacrimal dilator, fine taper	Box of 1
A8.4010	Sichel Wilder lacrimal dilator, medium taper	Box of 1
A8.4020	Sichel Wilder lacrimal dilator, heavy taper	Box of 1



Lacrimal probes

	Reusable	PACKAGING
A8.4060	Bernard lacrimal probe	Box of 1
A8.4110	Galezowski lacrimal probe 000	Box of 1
A8.4120	Galezowski lacrimal probe 00	Box of 1
A8.4130	Galezowski lacrimal probe 0	Box of 1
A8.4140	Galezowski lacrimal probe 1	Box of 1
A8.4150	Galezowski lacrimal probe 2	Box of 1
A8.4160	Galezowski lacrimal probe 3	Box of 1
A8.4170	Galezowski lacrimal probe 4	Box of 1
A8.4180	Galezowski lacrimal probe 5	Box of 1



Kerrison bone nibbling rongeur

	Reusable	PACKAGING
A9.1000	Kerrison bone nibbling rongeur	Box of 1




Curette

	Reusable	PACKAGING
A2.1101	J.-A. Bernard lacrimal curette	Box of 1



Cannulas

	Reusable	PACKAGING
A5.5000	Galezowski cannula straight, 14 mm	Box of 1
A5.5200	Galezowski cannula long, 18 mm	Box of 1




Retractor

	Reusable	PACKAGING
A9.2100	Knapp retractor, 4 blunt prongs	Box of 1



Caliper

	Reusable	PACKAGING
A2.6000	Castroviejo caliper	Box of 1



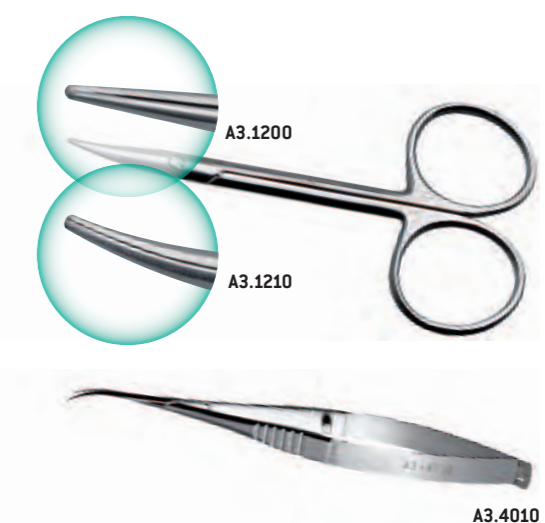
Needle holders

	Reusable	PACKAGING
A7.1000	Castroviejo, standard jaws, straight	Box of 1
A7.1010	Castroviejo, standard jaws, curved	Box of 1
A7.3200	Cornic needle holder, 13 cm	Box of 1



Scissors

	Reusable	PACKAGING
A3.1200	Sevrin Stevens tenotomy scissors, straight, blunt tips	Box of 1
A3.1210	Sevrin Stevens tenotomy scissors, curved, blunt tips	Box of 1
A3.4010	Vannas iris scissors, curved, blunt tips	Box of 1



GUIDELINES FOR CLEANING & STERILISATION OF INSTRUMENTS : SEE INSTRUCTIONS FOR USE N° 2138 311 86

INSTRUMENTS

REUSABLE INSTRUMENTS

Forceps

	Reusable	PACKAGING
A6.3120	Tissue forceps	Box of 1
A6.4000	Halsted mosquito forceps 10 cm, serrated jaws	Box of 1
A6.4010	Halsted mosquito forceps 10 cm, 1x2 teeth	Box of 1
A6.5130	Monofilament tying forceps, curved, flat handle, titanium	Box of 1
A6.7140	Bonn forceps, flat handle, titanium	Box of 1
A6.8000	Paufique forceps 0.5 mm teeth	Box of 1



TABLE OF CONTENTS

DRY EYE

PUNCTAL PLUGS	24
Painless Plug®	
Preloaded punctal plugs	
INSTRUMENTS	26
Single use	
Reusable	

PUNCTAL PLUGS


PAINLESS PLUG®

FCI Painless Plug® is the ultimate result of our extensive research on dry eye syndrome for the last 30 years.

It relieves the discomfort associated with dry eye syndrome simply, quickly, effectively & durably and greatly improves the patients quality of life.

- FCI exclusive innovation
- One size fits all – No sizing needed
- Very high retention rate
- No dilation needed
- Ultra thin collarette
- Preloaded on disposable inserter
- Medical grade silicone
- Sterile

		MATERIAL	PACKAGING
S2.4001	Painless Plug®	Silicone	Box of 1
S2.4002	Painless Plug®	Silicone	Box of 2




PRELOADED PUNCTAL PLUGS

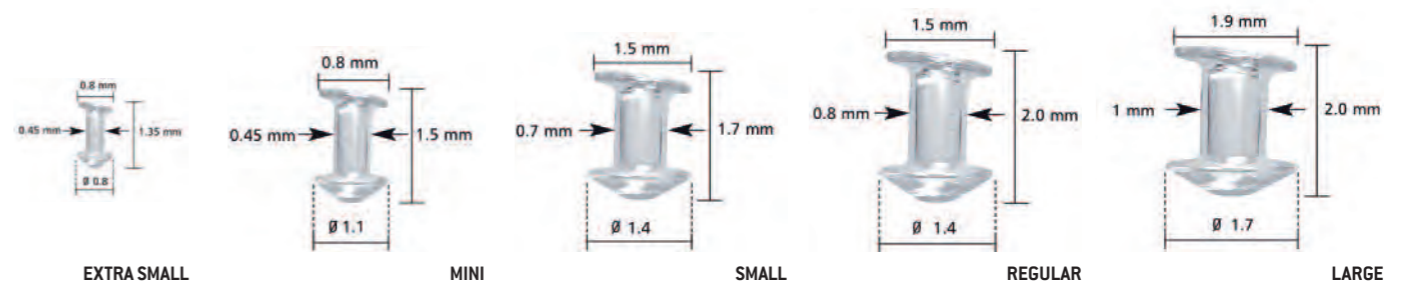
FCI punctal plugs are preloaded on a disposable inserter for a progressive release & an easy insertion.

Designed by J.-A. Bernard, M.D.

- Original design
- Ergonomic slanted collarette
- Preloaded on disposable inserter
- Good tolerance & optimal patient comfort
- Available in 5 sizes
- Medical grade silicone
- Sterile



		SIZE	MATERIAL	PACKAGING
S2.3651	Preloaded punctal plug	Extra small	Silicone	Box of 1
S2.3652	Preloaded punctal plug	Extra small	Silicone	Box of 2
S2.3681	Preloaded punctal plug	Mini	Silicone	Box of 1
S2.3682	Preloaded punctal plug	Mini	Silicone	Box of 2
S2.3121	Preloaded punctal plug	Small	Silicone	Box of 1
S2.3122	Preloaded punctal plug	Small	Silicone	Box of 2
S2.3421	Preloaded punctal plug	Regular	Silicone	Box of 1
S2.3422	Preloaded punctal plug	Regular	Silicone	Box of 2
S2.3521	Preloaded punctal plug	Large	Silicone	Box of 1
S2.3522	Preloaded punctal plug	Large	Silicone	Box of 2



INSTRUMENTS

SINGLE USE INSTRUMENT

Dilator

- Sterile



S1.4015

	Single use	PACKAGING
S1.4015	Lacrimal dilator	Box of 5

REUSABLE INSTRUMENTS

Dilators

- Non sterile

	Reusable	TAPER	MATERIAL	PACKAGING
A8.4000	Sichel Wilder lacrimal dilator	Fine	Stainless steel	Box of 1
A8.4010	Sichel Wilder lacrimal dilator	Medium	Stainless steel	Box of 1
A8.4020	Sichel Wilder lacrimal dilator	Heavy	Stainless steel	Box of 1
A8.4050	Double end lacrimal dilator	N/A	Stainless steel	Box of 1



A8.4000



A8.4010



A8.4020



A8.4050

Gauges

- Enables the accurate sizing of the punctum to select the appropriate plug
- Stainless steel
- Non sterile



S2.3065



S2.3066




S2.3067

	Reusable	MATERIAL	PACKAGING
S2.3065	For plug S2.3631 / S2.3632 and S2.3641 / S2.3642	Stainless steel	Box of 1
S2.3066	For plug S2.3631 / S2.3632 and S2.3641 / S2.3642	Stainless steel	Box of 1
S2.3067	For plug S2.3651 / S2.3652 and S2.3681 / S2.3682	Stainless steel	Box of 1

- Includes 6 bulb shaped gauge sizers & sterilizing tray

	Reusable	MATERIAL	PACKAGING
S2.3160	Punctual gauge set	Stainless steel	Box of 3



S2.3160

GUIDELINES FOR CLEANING & STERILISATION OF INSTRUMENTS : SEE INSTRUCTIONS FOR USE N° 2138 311 86

TABLE OF CONTENTS

EYELIDS

PTOSIS 28

- Ptose-up®
- Ptosis probe

EYELID WEIGHTS 29

- ThinProfile™ eyelid implants
- Contour™ eyelid implants
- Eyelid weight sizing set
- External eyelid weights
- Hypoallergenic adhesive strips

EYELID PATCHES 32

- Eyelid patch for upper eyelid lengthening
- Eyelid patch for lower eyelid lengthening

ACCESSORIES 33

- Symblepharon ring
- Ocular shield

INSTRUMENTS 34

- Reusable

PTOSIS

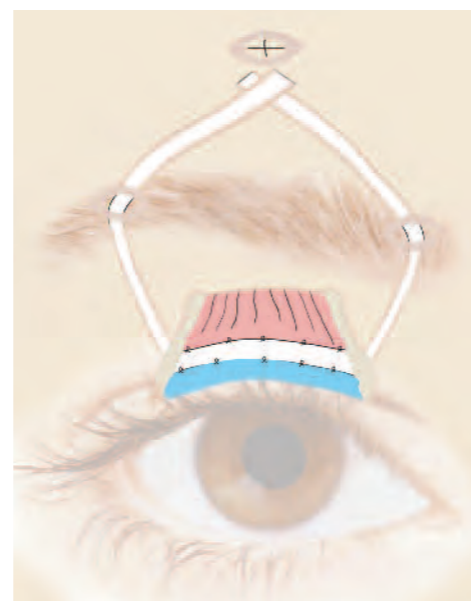
PTOSE-UP®

FCI Ptose-up® is a strip of biomaterial made of expanded Poly Tetra Fluoro Ethylene (ePTFE) used to join the upper eyelid to the frontalis muscle in ptosis surgery with frontalis suspension.

Designed by J.-M. Ruban, M.D.

- FCI exclusivity
- Used for more than 30 years
- Biocompatible
- Biointegrable (70µm pores)
- Ready-to-use
- Excellent tolerance
- 150 mm long & 0.35 mm thick
- Two widths available
- Sterile

		WIDTH	MATERIAL	PACKAGING
S3.3001	Ptose-up®	3 mm	ePTFE	Box of 1
S3.3021	Ptose-up®	2 mm	ePTFE	Box of 1



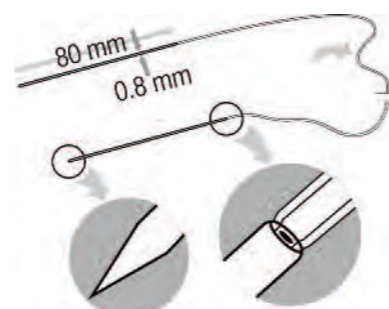
PTOSIS PROBE

FCI Ptois suspension set is indicated for ptosis surgery with frontalis suspension.

Designed by J.L. Louquet, M.D. & D. Guerin, M.D.

- Ultra sharp metallic needles
- Silicone tubing
- Perfect connection between silicone tubing & needles
- Sterile

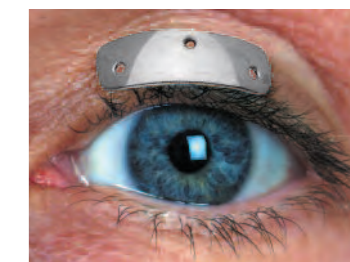
		MATERIAL	PACKAGING
S3.1000	Ptois probe	Metallic needle, silicone tubing	Box of 3



S3.1000

EYELID WEIGHTS

FCI eyelid weights are indicated for the treatment of the functional defects of lagophthalmos resulting from facial paralysis.



THINPROFILE™ EYELID IMPLANTS

ThinProfile™ eyelid implants feature a sleek surface, anatomically friendly curvature with tapered edges and smoothly rounded corners.

- Available in platinum or gold
- Superior eyelid cosmesis
- Weight range from 0.6 g to 1.8 g
- 0.6 mm thickness / 5 mm width
- Enhanced patient satisfaction
- Sterile

Platinum eyelid implant

- Smallest implant available: 11% higher density than gold
- Excellent biocompatibility
- Proven for gold-sensitive patients

	ThinProfile™ - Platinum	WEIGHT	PACKAGING
S3.6006		0.6 g	Box of 1
S3.6008		0.8 g	Box of 1
S3.6010		1.0 g	Box of 1
S3.6012		1.2 g	Box of 1
S3.6014		1.4 g	Box of 1
S3.6016		1.6 g	Box of 1
S3.6018		1.8 g	Box of 1



Gold eyelid implant

- 99.99% pure gold
- Excellent functional results

	ThinProfile™ - Gold	WEIGHT	PACKAGING
S3.4006		0.6 g	Box of 1
S3.4008		0.8 g	Box of 1
S3.4010		1.0 g	Box of 1
S3.4012		1.2 g	Box of 1
S3.4014		1.4 g	Box of 1
S3.4016		1.6 g	Box of 1



EYELID WEIGHTS

CONTOUR™ EYELID IMPLANTS

Contour™ eyelid implants feature the original proven characteristics and design of FCI eyelid weights.

- 99.99% pure gold
- 1 mm thickness / 5 mm width
- Weight range from 0.6 g to 1.8 g
- Sterile

	Contour™ - Gold	WEIGHT	PACKAGING
S3.3006		0.6 g	Box of 1
S3.3008		0.8 g	Box of 1
S3.3010		1.0 g	Box of 1
S3.3012		1.2 g	Box of 1
S3.3014		1.4 g	Box of 1
S3.3016		1.6 g	Box of 1
S3.3018		1.8 g	Box of 1



EYELID WEIGHT SIZING SET

This set enables the ophthalmologist to select the appropriate eyelid weight.

The eyelid should close without difficulty and induce a slight ptosis of no more than 1.0 mm.

This set includes:

- A storage case
- 7 sizing weights from 0.6 g to 1.8 g
- 100 double-sided hypoallergenic adhesive strips
- For external use only
- A skin tone selector card to determine the eyelid weight that best approximates the patient's skin complexion



S3.7000

	PACKAGING
S3.7000 Eyelid weight sizing set	Box of 1



EXTERNAL EYELID WEIGHTS

FCI external eyelid weights provide those with lagophthalmos as a result of temporary facial paralysis or Bell's palsy with an immediate and easy to apply treatment.

- Easy-to-use
- Effective non-surgical eyelid closure treatment
- Available in 4 skin tones
- Weight range from 0.6 g to 1.8 g
- Supplied with 100 double-sided hypoallergenic adhesive strips
- Non-implantable, Non sterile



External Eyelid Weights - Tantalum

	Pink - Neutral	WEIGHT	PACKAGING
S3.6006 - 1		0.6 g	Box of 1
S3.6008 - 1		0.8 g	Box of 1
S3.6010 - 1		1.0 g	Box of 1
S3.6012 - 1		1.2 g	Box of 1
S3.6014 - 1		1.4 g	Box of 1
S3.6016 - 1		1.6 g	Box of 1
S3.6018 - 1		1.8 g	Box of 1

	Tan	WEIGHT	PACKAGING
S3.6006 - 2		0.6 g	Box of 1
S3.6008 - 2		0.8 g	Box of 1
S3.6010 - 2		1.0 g	Box of 1
S3.6012 - 2		1.2 g	Box of 1
S3.6014 - 2		1.4 g	Box of 1
S3.6016 - 2		1.6 g	Box of 1
S3.6018 - 2		1.8 g	Box of 1

	Medium brown	WEIGHT	PACKAGING
S3.6006 - 3		0.6 g	Box of 1
S3.6008 - 3		0.8 g	Box of 1
S3.6010 - 3		1.0 g	Box of 1
S3.6012 - 3		1.2 g	Box of 1
S3.6014 - 3		1.4 g	Box of 1
S3.6016 - 3		1.6 g	Box of 1
S3.6018 - 3		1.8 g	Box of 1

	Dark brown	WEIGHT	PACKAGING
S3.6006 - 4		0.6 g	Box of 1
S3.6008 - 4		0.8 g	Box of 1
S3.6010 - 4		1.0 g	Box of 1
S3.6012 - 4		1.2 g	Box of 1
S3.6014 - 4		1.4 g	Box of 1
S3.6016 - 4		1.6 g	Box of 1
S3.6018 - 4		1.8 g	Box of 1

HYPOALLERGENIC ADHESIVE STRIPS

Indicated to attach the external eyelid weight (S3.6000 series) to the upper eyelid.

	PACKAGING
S3.0500 Adhesive strips	Box of 100



EYELID PATCHES

EYELID PATCH FOR UPPER EYELID LENGTHENING

- 0.35 mm thickness
- 70µm porosity
- Sterile

		DIMENSION	MATERIAL	PACKAGING
S3.5110	Eyelid spacer upper eyelid	20 x 10 x 0.35 mm	ePTFE	Box of 1
S3.5116	Eyelid spacer upper eyelid	20 x 16 x 0.35 mm	ePTFE	Box of 1



EYELID PATCH FOR LOWER EYELID LENGTHENING

- 1 mm thickness
- 70µm porosity
- Sterile

		DIMENSION	MATERIAL	PACKAGING
S3.5210	Eyelid spacer lower eyelid	20 x 10 x 1 mm	ePTFE	Box of 1
S3.5212	Eyelid spacer lower eyelid	20 x 12 x 1 mm	ePTFE	Box of 1



ACCESSORIES

SYMBLEPHARON RING

Symblepharon rings are designed to prevent retraction of the conjunctival cul-de-sacs without touching the cornea.

- 3 sizes
- Highly polished and atraumatic edges
- Made of PMMA
- Translucent
- Sterile



S6.24XX

		Single use	DIAMETER	PACKAGING
S6.2420	Symblepharon ring		20 mm	Box of 1
S6.2422	Symblepharon ring		22 mm	Box of 1
S6.2425	Symblepharon ring		25 mm	Box of 1

OCULAR SHIELD

- To protect the eye during lacrimal or lid surgery
- Supplied with a latex suction cup for easy placement & removal
- Made of PMMA / Not for laser treatment

		Single use	PACKAGING
S6.2301	Ocular shield		Box of 1



S6.2301

INSTRUMENTS

REUSABLE INSTRUMENTS

Lid plate

	Reusable	PACKAGING
A1.2100	Jaeger lid plate	Box of 1



A1.2100

Lid retractors

	Reusable	LENGTH	PACKAGING
A1.2010	Desmarres lid retractor	10 mm	Box of 1
A1.2012	Desmarres lid retractor	12 mm	Box of 1
A1.2014	Desmarres lid retractor	14 mm	Box of 1



A1.2010



A1.2012



A1.2014

Hooks

	Reusable	SIZE	PACKAGING
A2.4200	Gillies lid hook	Large	Box of 1
A2.4210	Gillies lid hook	Small	Box of 1
A2.4220	Ferron double hook	Double	Box of 1



A2.4200



A2.4210



A2.4220

Needle holders

	Reusable	JAWS	SHAPE	PACKAGING
A7.1000	Castroviejo needle holder	Standard	Straight	Box of 1
A7.1010	Castroviejo needle holder	Standard	Curved	Box of 1
A7.1100	Castroviejo needle holder	Delicate	Straight	Box of 1



A7.1000



A7.1010



A7.1100

Curettes

	Reusable	DIAMETER	PACKAGING
A2.1115	Meyerhoefer Chalazion curette	1.5 mm	Box of 1
A2.1120	Meyerhoefer Chalazion curette	2.0 mm	Box of 1
A2.1125	Meyerhoefer Chalazion curette	2.5 mm	Box of 1
A2.1135	Meyerhoefer Chalazion curette	3.5 mm	Box of 1



A2.1115



A2.1120




A2.1125




A2.1135

Scissors


	Reusable	SHAPE	TIPS	PACKAGING
A3.1200	Sevrin Stevens tenotomy scissors	Straight	Blunt	Box of 1
A3.1210	Sevrin Stevens tenotomy scissors	Curved	Blunt	Box of 1
A3.1220	Sevrin Stevens tenotomy scissors	Straight	Pointed	Box of 1
A3.1230	Sevrin Stevens tenotomy scissors	Curved	Pointed	Box of 1
A3.3000	Wescott tenotomy scissors	Curved	Blunt	Box of 1



A3.1200



A3.1210



A3.1220



A3.1230



A3.3000

INSTRUMENTS

REUSABLE INSTRUMENTS

Forceps

	Reusable	LENGTH	PACKAGING
A6.2020	Desmarres Chalazion forceps	20 mm	Box of 1
A6.2026	Desmarres Chalazion forceps	26 mm	Box of 1
A6.3000	Barraquer Cilia forceps	14 mm	Box of 1
A6.3100	Dressing forceps		Box of 1
A6.3120	Tissue forceps		Box of 1
A6.3150	Adson-Brown forceps		Box of 1
A6.3160	Adson tissue forceps 1x2 teeth		Box of 1



A6.2020



A6.2026



A6.3000



A6.3100



A6.3120



A6.3150



A6.3160

TABLE OF CONTENTS

ORBIT

ORBITAL IMPLANTS 38

- Bioceramic orbital implants
- Mesh-wrapped bioceramic orbital implants
- Hydroxyapatite orbital implants
- Silicone orbital implants

BIOPSY CANNULAS 41

- Extra short bevel cannulas
- Engraved cannula

ACCESSORIES 42

- PESS implant
- Sizers
- Conformers
- Symblepharon rings

SELF-INFLATING TISSUE EXPANDERS 44

- Hemispheres
- Spheres
- Pins & trocar

INSTRUMENTS 46

- Reusable

ORBITAL IMPLANTS

BIOCERAMIC ORBITAL IMPLANT

FCI Bioceramic orbital implants have become the new standard in orbital implant material.

These implants have an improved vascularization structure over other existing alternatives, allowing for quick fibrovascularization.

This bioceramic material is a biocompatible, bioinert, nontoxic, and non-allergenic substance. These implants are well-known by surgeons as a stable and easily handled implant for use in enucleation and evisceration procedures.

- Indicated for enucleation, evisceration and secondary implantation
- Made of 99% pure alumina (Al₂O₃)
- Material used in orthopaedic and dental fields with success for more than 30 years
- Porosity range: 200-550 μm
- Uniform interconnected pores, 85% of the total volume between 200 and 300 μm
- Strong and non-brittle material
- Rapid & complete fibrovascularisation
- Lightweight
- Easy to insert: less sticky & no velcro effect
- Low tissue reaction & low exposure rate
- Regular surface: less irritation & less inflammation
- 2 alternatives: sphere or egg shaped
- Sterile

Bioceramic	DIAMETER	PACKAGING
S6.5112	12 mm	Box of 1
S6.5114	14 mm	Box of 1
S6.5116	16 mm	Box of 1
S6.5117	17 mm	Box of 1
S6.5118	18 mm	Box of 1
S6.5119	19 mm	Box of 1
S6.5120	20 mm	Box of 1
S6.5121	21 mm	Box of 1
S6.5122	22 mm	Box of 1



S6.51XX

Egg-shaped Bioceramic	DIAMETER	PACKAGING
S6.5330	18 mm	Box of 1
S6.5340	20 mm	Box of 1
S6.5350	21 mm	Box of 1



S6.53XX

MESH-WRAPPED BIOCERAMIC ORBITAL IMPLANT

The mesh-wrapped bioceramic implant comes covered with a polyglycolic acid mesh that allows a secure attachment of the extra ocular muscles to the implant during enucleation surgery.

- Ready to use
- No need for donor sclera or autologous tissue
- Easy and convenient extraocular muscles attachment
- Facilitated sphere introduction
- Mesh resorbtion in 45-60 days
- Sterile

Mesh-wrapped Bioceramic	DIAMETER	PACKAGING
S6.5316	16 mm	Box of 1
S6.5318	18 mm	Box of 1
S6.5320	20 mm	Box of 1
S6.5322	22 mm	Box of 1



S6.53XX

HYDROXYAPATITE (HA) ORBITAL IMPLANT

FCI synthetic hydroxyapatite implants offer a cost effective and environmentally conservative alternative to natural hydroxyapatite.

- Indicated for enucleation and evisceration
- Made of totally synthetic hydroxyapatite
- Porosity range: 300 – 500 μm
- Sterile

HA	DIAMETER	PACKAGING
S6.2010	10 mm	Box of 1
S6.2012	12 mm	Box of 1
S6.2014	14 mm	Box of 1
S6.2016	16 mm	Box of 1
S6.2018	18 mm	Box of 1
S6.2020	20 mm	Box of 1
S6.2022	22 mm	Box of 1




S6.20XX

ORBITAL IMPLANTS

SILICONE ORBITAL IMPLANT

- Indicated for enucleation, evisceration
- Made of medical grade silicone
- Sterile

Silicone orbital implant	DIAMETER	PACKAGING
S6.1012	12 mm	Box of 1
S6.1013	13 mm	Box of 1
S6.1014	14 mm	Box of 1
S6.1015	15 mm	Box of 1
S6.1016	16 mm	Box of 1
S6.1017	17 mm	Box of 1
S6.1018	18 mm	Box of 1
S6.1019	19 mm	Box of 1
S6.1020	20 mm	Box of 1
S6.1022	22 mm	Box of 1



S6.10XX

BIOPSY CANNULAS

FCI biopsy cannulas are designed for endocular cytoponction in case of uveal and/or choroïdal melanoma.

EXTRA SHORT BEVEL CANNULAS

Thanks to its extra short 1 mm bevel, these cannulas will penetrate smaller tumours easily & allow the surgeons to have the best sample possible to analyse.

- Luer-lock connector
- 60 mm long
- 23 and 25 Ga
- Sterile

	Single use	23 Ga	LENGTH	PACKAGING
S6.0060.23	Extra short 1 mm bevel edge		60 mm	Box of 5

	Single use	25 Ga	LENGTH	PACKAGING
S6.0060.25	Extra short 1 mm bevel edge		60 mm	Box of 5



ENGRAVED CANNULA

The 1 mm-engraved 30 mm long cannula will enable the surgeons to control their progression into the eye very safely. The first mark is located at a 2 mm distance from the tip.

- Luer-lock connector
- 30 mm long
- 23 Ga
- Sterile

	Single use	23 Ga	LENGTH	PACKAGING
S6.0030.23	Graduated extra short 1 mm bevel edge		30 mm	Box of 5



ACCESSORIES

PESS IMPLANT

Fragments of the PESS implant are introduced into the orbital fat to restore volume and to improve cosmetic appearance in Post Enucleation Socket Syndrome. The PESS implant's pore structure allows colonization by fibrovascular tissues.

Developed by J.P. Adenis, M.D.

- Made of Hydroxyapatite (HA) 75% - Tricalcium Phosphate (TCP) 25%
- Porosity range: 250 - 550µm
- Sterile




	Single use	MATERIAL	PACKAGING
S6.5300	Pess implant	HA, TCP	Box of 1

SIZERS

Sizers are designed to accurately select the appropriate orbital implant diameter in case of enucleation / evisceration

Sizers Set

- 4 sizers: 14, 16, 18 and 20 mm
- Made of PolyOxyMethylene (POM)
- Sterile




	Single use	MATERIAL	PACKAGING
S6.3060	Sizers set	POM	Box of 4

Sizers

- 6 sizes available
- Stainless steel
- Non sterile

	Reusable	DIAMETER	MATERIAL	PACKAGING
S6.3012	Sizer	12 mm	Stainless steel	Box of 1
S6.3014	Sizer	14 mm	Stainless steel	Box of 1
S6.3016	Sizer	16 mm	Stainless steel	Box of 1
S6.3018	Sizer	18 mm	Stainless steel	Box of 1
S6.3020	Sizer	20 mm	Stainless steel	Box of 1
S6.3022	Sizer	22 mm	Stainless steel	Box of 1



S6.30XX

CONFORMERS

Perforated conformers from FCI maintain the conjunctival cul-de-sacs after enucleation or evisceration without hindering lid closure.

- Perforations allow for post-operative instillation of eye drops and drainage of secretions
- Available in 2 models: rigid or flexible
- Translucent
- Single use

Rigid conformers

- Made of polyamide 12
- Available in 3 sizes
- Sterile

	Single use	DIAMETER	PACKAGING
S6.2230	Perforated conformer small	20 mm	Box of 1
S6.2231	Perforated conformer medium	23 mm	Box of 1
S6.2232	Perforated conformer large	26 mm	Box of 1



S6.22XX

Flexible conformers

- Made of silicone
- Sterile

	Single use	PACKAGING
S6.2001	Conformer	Box of 1
S6.2005	Conformer	Box of 5



S6.2001

SYMBLEPHARON RINGS

Symblepharon rings are designed to prevent retraction of the conjunctival cul-de-sacs without touching the cornea.

- Made of PMMA
- Translucent
- Sterile

	Single use	DIAMETER	PACKAGING
S6.2420	Symblepharon ring	20 mm	Box of 1
S6.2422	Symblepharon ring	22 mm	Box of 1
S6.2425	Symblepharon ring	25 mm	Box of 1



S6.24XX

SELF-INFLATING TISSUE EXPANDERS

OSMED self-inflating tissue expanders are made of a specially developed hydrogel that uses the osmotic principle to gain volume.

These implants are indicated in the treatment of clinical anophthalmia, congenital microphthalmia and post-enucleation socket syndrome. After implantation, OSMED hydrogel implants start to absorb body fluid and grow consistently to a predefined form and volume.

The increased volume of the implant – between 7 to 12 fold, depending on the product type – leads to an increase of soft tissue.

- High biocompatibility
- Similar hydrogel also used in soft contact lenses
- Low complication rate
- Controlled swelling
- No search for valve
- Different shapes to cover various indications

HEMISPHERES

- Expansion of the conjunctival sac with clinical anophthalmia
- Enlargement of the surface of the mucous membrane
- Creation of a fold abutment / support for artificial eye prosthesis




Reference	ITEM	BEFORE SWELLING		AFTER SWELLING*		SWELLING TIME*	PACKAGING
		VOLUME	DIAMETER	VOLUME	DIAMETER		
OSM352-6040	Hemisphere 0.4 ml	0.06 ml	6 mm	0.4 ml	11.2 mm	1 Day	Box of 1
OSM352-6090	Hemisphere 0.9 ml	0.13 ml	8 mm	0.9 ml	14 mm	1 Day	Box of 1
OSM352-6090/P	Hemisphere 0.9 ml	0.13 ml	8 mm	0.9 ml	14 mm	1 Day	Box of 1
OSM352-6150	Hemisphere 1.5 ml	0.20 ml	9 mm	1.5 ml	18 mm	1 Day	Box of 1
OSM352-6200	Hemisphere 2.0 ml	0.28 ml	10 mm	2.0 ml	20 mm	2 Days	Box of 1

* in vitro in 0.9% naci-sol.

SPHERES

- Expansion of the orbita in clinical anophthalmia
- Compensation of volume deficiency in the orbita
- Creation of an abutment / support for artificial eye prosthesis
- Enlargement of the palpebral fissure due to forward pressure from the artificial eye prosthesis



Reference	ITEM	BEFORE SWELLING		AFTER SWELLING*		SWELLING TIME*	PACKAGING
		VOLUME	DIAMETER	VOLUME	DIAMETER		
OSM352-7100	Sphere 1 ml	0.12 ml	6 mm	1 ml	12.4 mm	1 Day	Box of 1
OSM352-7200	Sphere 2 ml	0.30 ml	8 mm	2 ml	15.5 mm	2 Days	Box of 1
OSM352-7300	Sphere 3 ml	0.30 ml	8 mm	3 ml	18.0 mm	3 Days	Box of 1
OSM352-7400	Sphere 4 ml	0.43 ml	9 mm	4 ml	19.7 mm	4 Days	Box of 1
OSM352-7500	Sphere 5 ml	0.43 ml	9 mm	5 ml	21.8 mm	4 Days	Box of 1

* in vitro in 0.9% naci-sol.

PINS & TROCAR

- Expansion and compensation of volume deficiency of the orbital in congenital microphthalmia
- Treatment of Post Enucleation Socket Syndrome (PESS)



MMSU1456S



Reference	ITEM	BEFORE SWELLING			AFTER SWELLING*			SWELLING TIME*	PACKAGING
		VOLUME	LENGTH	DIAMETER	VOLUME	LENGTH	DIAMETER		
OSM352-5024	Pin 0.24 ml	0.025 ml	8 mm	2 mm	0.24 ml	15 mm	4 mm	1 Day	Box of 5
OSM352-5024-10	Pin 0.24 ml	0.025 ml	8 mm	2 mm	0.24 ml	15 mm	4 mm	1 Day	Box of 10
MMSU1456S	Leatherbarrow - Cooper injector								Box of 1

* in vitro in 0.9% naci-sol.

INSTRUMENTS

REUSABLE INSTRUMENTS

Evisceration spoon

		Reusable	PACKAGING
A2.2200	Evisceration spoon		Box of 1



Eye speculum

		Reusable	PACKAGING
A1.1400	Castroviejo eye speculum		Box of 1



Needle holder

		Reusable	JAWS	SHAPE	PACKAGING
A7.1110	Castroviejo needle holder		Delicate	Curved	Box of 1




Hook

		Reusable	PACKAGING
A2.4010	Graefe muscle hook		Box of 1



Scissors

		Reusable	SHAPE	TIPS	PACKAGING
A3.1210	Sevrin Stevens tenotomy scissors		Curved	Blunt	Box of 1
A3.1300	Enucleation scissors		Straight	Blunt	Box of 1
A3.3000	Wescott tenotomy scissors		Curved	Blunt	Box of 1



Forceps

		Reusable	PACKAGING
S6.3050	Sphere introducer		Box of 1
A6.3150	Adson-Brown forceps		Box of 1
A6.3160	Adson tissue forceps 1x2 teeth		Box of 1
A6.4000	Halsted mosquito forceps 10 cm, serrated jaws		Box of 1
A6.4010	Halsted mosquito forceps 10 cm, 1x2 teeth		Box of 1
A6.4100	Serrefine		Box of 1
A6.6210	Green fixation forceps 10 mm		Box of 1
A6.7110	Bonn forceps 10 cm		Box of 1
A6.8000	Paufique forceps 0.5 mm teeth		Box of 1
A6.8030	Castroviejo suturing forceps 1x2 teeth 0.30 mm		Box of 1
A6.8050	Castroviejo suturing forceps 1x2 teeth 0.50 mm		Box of 1



GUIDELINES FOR CLEANING & STERILISATION OF INSTRUMENTS : SEE INSTRUCTIONS FOR USE N° 2138 311 86

INDEX

BONE NIBBLING RONGEUR	
A9.1000	Kerrison bone nibbling rongeur P. 21
CALIPER	
A2.6000	Castroviejo caliper P. 21
CANNULAS	
A5.5000	Galezowski cannula straight, 14 mm P. 21
A5.5200	Galezowski cannula long, 18 mm P. 21
CURETTES	
A2.1101	J.-A. Bernard lacrimal curette P. 20
A2.1115	Meyerhoefer Chalazion curette 1.5 mm diam P. 34
A2.1120	Meyerhoefer Chalazion curette 2.0 mm diam P. 34
A2.1125	Meyerhoefer Chalazion curette 2.5 mm diam P. 34
A2.1135	Meyerhoefer Chalazion curette 3.5 mm diam P. 34
DILATORS	
A8.4000	Sichel Wilder lacrimal dilator, fine taper P. 20 - 26
A8.4010	Sichel Wilder lacrimal dilator, medium taper P. 20 - 26
A8.4020	Sichel Wilder lacrimal dilator, heavy taper P. 20 - 26
A8.4050	Double-end lacrimal dilator P. 26
EYE SPECULUM	
A1.1400	Castroviejo eye speculum P. 46
FORCEPS	
A6.2020	Desmarres Chalazion forceps 20 mm P. 36
A6.2026	Desmarres Chalazion forceps 26 mm P. 36
A6.3000	Barraquer Cilia forceps P. 36
A6.3100	Dressing forceps P. 36
A6.3120	Tissue forceps P. 22 - 36
A6.3150	Adson-Brown forceps P. 36 - 47
A6.3160	Adson tissue forceps 1x2 teeth P. 36 - 47
A6.4000	Halsted mosquito forceps 10 cm, serrated jaws P. 22 - 47
A6.4010	Halsted mosquito forceps 10 cm, 1x2 teeth P. 22 - 47
A6.4100	Serrefine P. 47
A6.5130	Monofilament tying forceps, curved, flat handle, titanium P. 22
A6.6210	Green fixation forceps 10 mm P. 47
A6.7110	Bonn forceps 10 cm P. 47
A6.7140	Bonn forceps, flat handle, titanium P. 22
A6.8000	Paufique forceps 0.5 mm teeth P. 22 - 47
A6.8030	Castroviejo suturing forceps 1x2 teeth 0.30 mm P. 47
A6.8050	Castroviejo suturing forceps 1x2 teeth 0.50 mm P. 47
GAUGES	
S2.3065	Punctal gauges for plug S2.3631 / S2.3632 and S2.3641 / S.3642 P. 26
S2.3066	Punctal gauges for plug S2.3651 / S2.3652 and S2.3681 / S2.3682 P. 26
S2.3067	Punctal gauges for plug S2.3421 / S2.3422 and S2.3121 / S.3122 P. 26
S2.3160	Punctal plug gauges set P. 26

HOOKS	
A2.4010	Graefe muscle hook P. 46
A2.4200	Gillies lid hook large P. 34
A2.4210	Gillies lid hook small P. 34
A2.4220	Ferron double hook P. 34
LACRIMAL PROBES	
A8.4060	Bernard lacrimal probe P. 20
A8.4110	Galezowski lacrimal probe 000 P. 20
A8.4120	Galezowski lacrimal probe 00 P. 20
A8.4130	Galezowski lacrimal probe 0 P. 20
A8.4140	Galezowski lacrimal probe 1 P. 20
A8.4150	Galezowski lacrimal probe 2 P. 20
A8.4160	Galezowski lacrimal probe 3 P. 20
A8.4170	Galezowski lacrimal probe 4 P. 20
A8.4180	Galezowski lacrimal probe 5 P. 20
LID PLATE	
A1.2100	Jaeger lid plate P. 34
LID RETRACTORS	
A1.2010	Desmarres lid retractor 10 mm P. 34
A1.2012	Desmarres lid retractor 12 mm P. 34
A1.2014	Desmarres lid retractor 14 mm P. 34
NEEDLE HOLDERS	
A7.1000	Castroviejo needle holder, standard jaws, straight P. 21 - 34
A7.1010	Castroviejo needle holder, standard jaws, CURVED P. 21 - 34
A7.3200	Cornic needle holder, 13 cm P. 21
A7.1100	Castroviejo needle holder, delicate jaws, straight P. 34
A7.1110	Castroviejo needle holder, delicate jaws, curved P. 46
RETRACTORS	
A9.2100	Knapp retractor, 4 blunt prongs P. 21
SCISSORS	
A3.1200	Sevrin Stevens tenotomy scissors, straight, blunt tips P. 21 - 35
A3.1210	Sevrin Stevens tenotomy scissors, curved, blunt tips P. 35 - 46
A3.1220	Sevrin Stevens tenotomy scissors, straight, pointed tips P. 35
A3.1230	Sevrin Stevens tenotomy scissors, curved, pointed tips P. 21 - 35
A3.1300	Enucleation scissors P. 46
A3.3000	Wescott tenotomy scissors P. 35 - 45
A3.4010	Vannas iris scissors, curved, blunt tips P. 21
SPOON	
A2.2200	Evisceration spoon P. 46

CONTACT INFORMATION

FRANCE CHIRURGIE INSTRUMENTATION SAS

20/22 Rue Louis Armand

75015 Paris - FRANCE

Tél : +33 1 53 98 98 97

Fax : +33 1 53 98 98 99

fciexp@fci.fr

www.fciworldwide.com



For more information, please contact your local distributor :

A large, empty rounded rectangular box with a teal border, intended for contact information.